

# Zinio for Libraries – Library Collection and Checkout Guide

---



Zinio, the world's largest newsstand, offers full color, interactive digital magazines for your enjoyment. Browse from your library's collection of popular titles with no holds, no checkout periods, and no limit to the number of magazines you can download.

- **Easy browsing** — Browse your library's collection of titles one at a time, search for your favorite magazines by title or use the convenient category feature to find new magazines which meet your interests.
- **Current Issues** — The latest issues are released simultaneously with the print edition are ready for immediate checkout.
- **Back Issues** – Miss the new issue? You can easily browse the magazine detail page to find the previous issue you are need to check out
- **Manage your collection — with a library collection account and a personal reading account.** Check out the magazines you want (with the library collection account) in your computer/tablet browser; and stream the magazine instantly (with your personal reading account) on your computer (both PC and Mac) browser or access the checked out magazines on a portable media device for download/offline reading. (Note: viewing options, including the ability to download or view the content while online, may differ based on the device and/or magazine publisher).
- **No limits** — Check out as many issues as you want and keep them in your account as long as you wish.




## Explore Zinio for Libraries

Access your library collection and browse the full collection subscribed to by your library; check out what you want; Log In or Create New Account to check out the magazine; get Help or review Terms of Use on main collection pages.

**Note: You will create a total of TWO (2) accounts; a Library Collection account to check out magazines; and a Zinio.com Reader account to read checked out magazines via streaming online with computers and/or downloaded offline via mobile apps.**

Browse Magazines enabling you to browse your magazine collection prior to Log In or Creating an Account.


### Zinio Browse Magazines

**RBdigital Community Library** One account, access to all 


[Log In](#) | [Create New Account](#)

---


Thank you for your interest in RBdigital.

[RBdigital Gateway](#) > Zinio Magazine Collection 


To checkout a magazine to your Zinio account, simply click on the magazine of your choice.

All Genres 


[1] 2 3 4 Next >>




[Us Weekly](#)  
Checkout Now  
Back Issues Available



[Newsweek](#)  
Checkout Now  
Back Issues Available



[Cosmopolitan](#)  
Checkout Now  
Back Issues Available



[Food Network Magazine](#)  
Checkout Now  
Back Issues Available

Browse full collection of magazines prior to Log In or Create New Account.

- Use Title Search filter to locate magazines by name, alpha, partial word
- Use All Genres drop down to locate magazines by topic
- Click on magazine to check out desired magazine.


A page detail screen opens showing the current issue, the previous four back issues, and if applicable a link to 'Show more back issues.' Your collection has the back issues for the magazine dating back to when the library started its Zinio for Libraries Subscription.



The page detail screen details a short description of the magazine, the available mobile applications, and the 'checkout' link.

Click on the magazine cover or issue date link and proceed to check out the magazine.

RBdigital Gateway > Zinio Magazine Collection > Food Network Magazine



To checkout a magazine to your Zinio account, simply click on the checkout button. [Go to My Checked-out Magazines](#)

🔍 Title search All Genres ▾

**Food Network Magazine**  
November 01, 2013  
Food Network Magazine is America's best-selling food magazine on newsstands—and every food lover's essential handbook. Each issue is packed with star recipes and tips, behind-the-scenes scoops and fun, creative ideas for home cooks.  
**Available on:**  
iPhone, Web, PC, iPad, Android PDF, Zinio Reader 4, Zinio OLR, RIM, Article Reader, Win 8, Win 8 Phone  
country: United States  
language: English  
genre: Food & Cooking

[Checkout](#)

**Back Issues**

October 01, 2013  
[Checkout Now](#)

September 01, 2013  
[Checkout Now](#)

August 01, 2013  
[Checkout Now](#)

June 01, 2013  
[Checkout Now](#)

[Show more back issues >](#)

If logged in already, patron will proceed to confirm check out.

Log in ✕

Don't have a log in? [Create New Account](#)

Email:


Password:

[Forgot password?](#)

[Log in](#)

Remember me

By logging in, I agree to the site's [Terms of Use](#)

One account, access to all 

If not logged in or need New Account, a pop up will appear.

If returning RBdigital Gateway user (i.e. prior Zinio Library Collection Account credentials), simply enter in existing Email and Password and hit Log in.



If patron needs account for first-time log in, click on Create New Account Link.

The image shows two versions of the 'Create New Account' form. The left version is for library authentication, featuring a 'Create New Account' header, a 'Log in' link, and a field for 'Card number' with a 'Next' button. The right version is for general account creation, featuring the same header and 'Log in' link, but with fields for 'First Name', 'Last Name', 'Email', 'Password', and 'Confirm Password', along with a 'Create Account' button. Both forms include a footer that reads 'One account, access to all' with a logo.

Depending on library authentication method a pop up will appear to enter New Account Credentials.

If authenticating with barcode or access key a barcode/access key pop up will appear first.

Click Create Account when complete and the account will auto activate and proceed to magazine checkout.

The screenshot shows a 'Complete your checkout' dialog box. It features a header with a close button. Below the header, it states 'You are about to checkout the June 01, 2013 issue of "Food Network Magazine"'. To the left is a thumbnail of the magazine cover, which includes the text 'COOK LIKE A STAR!', '116 NEW RECIPES', 'SUMMER Barbecue!', and '50 BUCKS'. To the right, the magazine title 'Food Network Magazine' is displayed, along with the date 'June 01, 2013' and a list of available devices: 'Available on: iPhone, Web, PC, iPad, Android PDF, Zinio Reader 4, Zinio OLR, RIM, Article Reader, Win 8, Win 8 Phone'. Below this, it lists 'country: United States', 'language: English', and 'genre: Food & Cooking'. At the bottom, there are 'Cancel' and 'Complete Checkout' buttons.

Simply click Complete Checkout if patron checked out the desired magazine.

- Note: If you didn't want the magazine and clicked on it in error, simply click cancel and return to browsing magazines.
- You will be redirected to Zinio.com to view your magazine in your personal reading account. (if you are not automatically redirected, click the 'Complete checkout' link again).

This screenshot is similar to the previous one, but it includes a message at the top: 'You will be redirected to Zinio.com to complete your checkout. If you do not have a Zinio.com account, simply create one using the same email as your RBdigital Gateway account.' The 'Complete checkout' button is highlighted in blue.



The magazine is now checked out to patron permanently and a second browser window opens to reveal the Zinio.com Reader Account.

zinio YOUR LIBRARY READ ARTICLES SHOP MAGAZINES Search Sign In Register

Get Your Copy Now!  
Digital

1

New to Zinio?  
Please register to set up your digital magazine delivery. If you already have an account, [sign in here](#)

2

FIRST NAME  
LAST NAME  
EMAIL ADDRESS bgray@recordedbooks.c  
PASSWORD  
CONFIRM PASSWORD

Send me email updates about features, new products, and special offers from Zinio and its publishers.

By clicking "Join", you agree to Zinio's [Terms of Service and Privacy Policy](#).

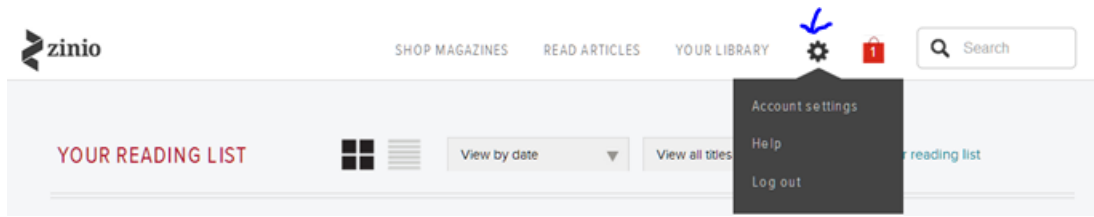
REGISTER


- 1. New Zinio.com Reader Account holders fill in credentials (the email will auto populate as way to link the Library Collection magazine to the Reader Account.)**
  - Library Account and the Zinio.com Reader Account email addresses MUST match. (you may use the same password as well – but it is not required.)
  - Click Register to complete New Account.
  - Update Email/Communication preferences and hit submit.
- 2. RETURNING Zinio.com Reader Account holders click on the Sign In Here link to the right of the magazine cover.**

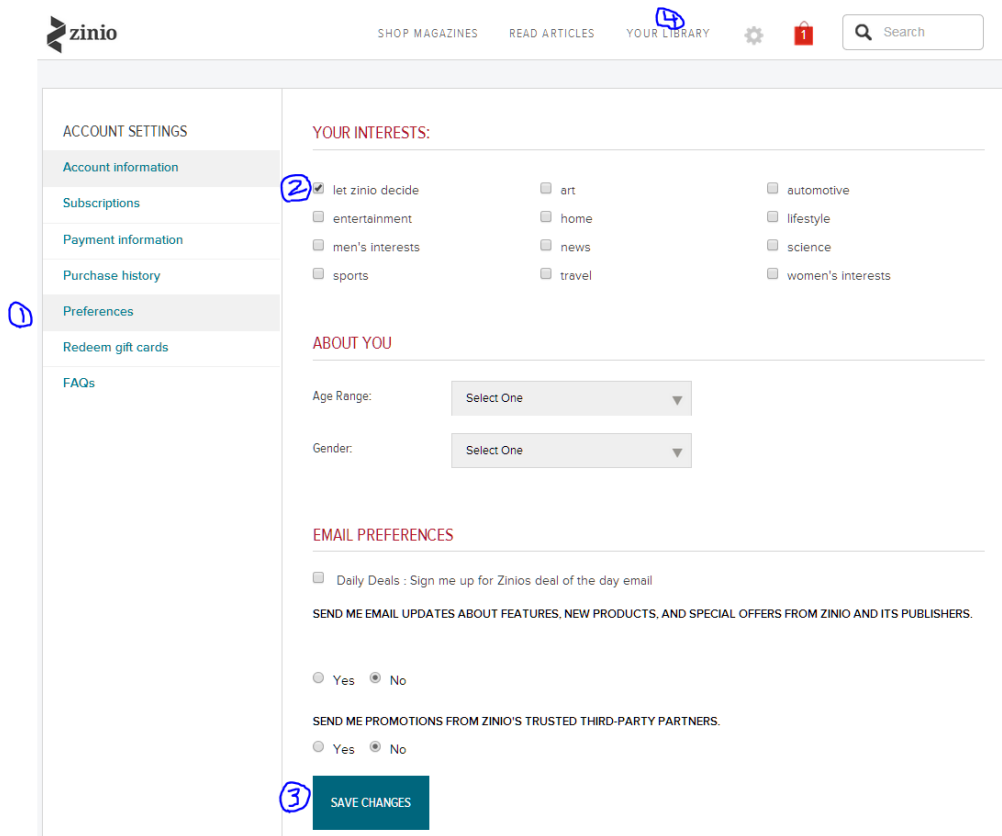
Just one more step before you are ready to read your magazines!



**FOR NEW ZINIO.COM PATRONS – BEFORE READING YOUR MAGAZINES –  
UPDATE YOUR ACCOUNT SETTINGS/PREFERENCES FOR EMAIL NOTIFICATIONS.**



Click on the Account settings icon (  ), and select **Account Settings**.



1. Select **Preferences**.
2. DESELECT the '**Let Zinio Decide**' feature if you DO NOT want to receive regular email notifications from the commercial side of Zinio.com.
3. Select **Save Changes** – and you will not receive email notifications from Zinio.com.
4. Click on **Your Library** – and you will be taken to your personal collection of checked out magazines.

Now you are ready to read your magazines on your computer in a browser setting.



YOUR READING LIST View by date  Edit your reading list

- **READING YOUR MAGAZINE ONLINE IN YOUR PC/MAC BROWSER** - Click on the cover of the magazine to stream the full cover-to-cover magazine. The full cover-to-cover issue will open and you are ready to view your magazine on your PC/Mac via online streaming.
- **READING YOUR MAGAZINE OFFLINE WITH MOBILE APPS.** To enhance your magazine issue viewing experience, Apps are available for viewing magazines by downloading and reading offline. The same Zinio.com Reader Account auto populates the apps upon patron Log In to the app. PC, Mac, iPhone, iPad, Android, Kindle Fire/Fire HD, Nook HD/HD+, Windows 8, and Blackberry Playbook.

NOTE: Apps are **READERS ONLY** - Return to the Library Collection browser tab to browse and checkout additional magazines.

TO CHECK OUT ANOTHER MAGAZINE - RETURN TO YOUR LIBRARY COLLECTION indicated by the Magazine Detail Page Browser Tab (an example of the browser tab in Chrome is shown below).



All magazines are checked out in your library collection BROWSER.

[Need more help? Click Here for Zinio Library Patron Technical Service](#)